


# Contemporary Lighting

PRODUCT NAME: PARASOL

ITEM NUMBER: E24495-20PC

Please consult your electrician for hanging fixture and wiring.



The fixture is designed to dim with a standard Triac forward phase dimmer. Dimming levels will vary by dimmer.

Below is a list of recommended dimmers:

Lutron MACL-153M

Lutron DVL-153P

Lutron SCL-153P


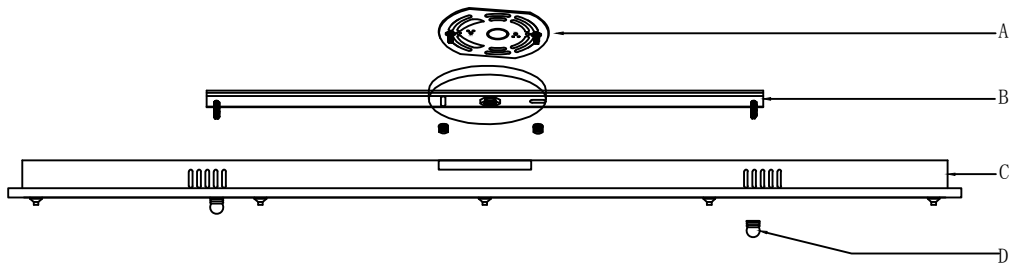
Leviton IPL06-10Z

Leviton 6674-POW

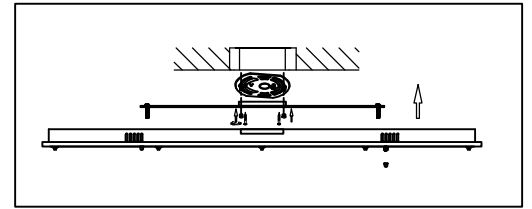
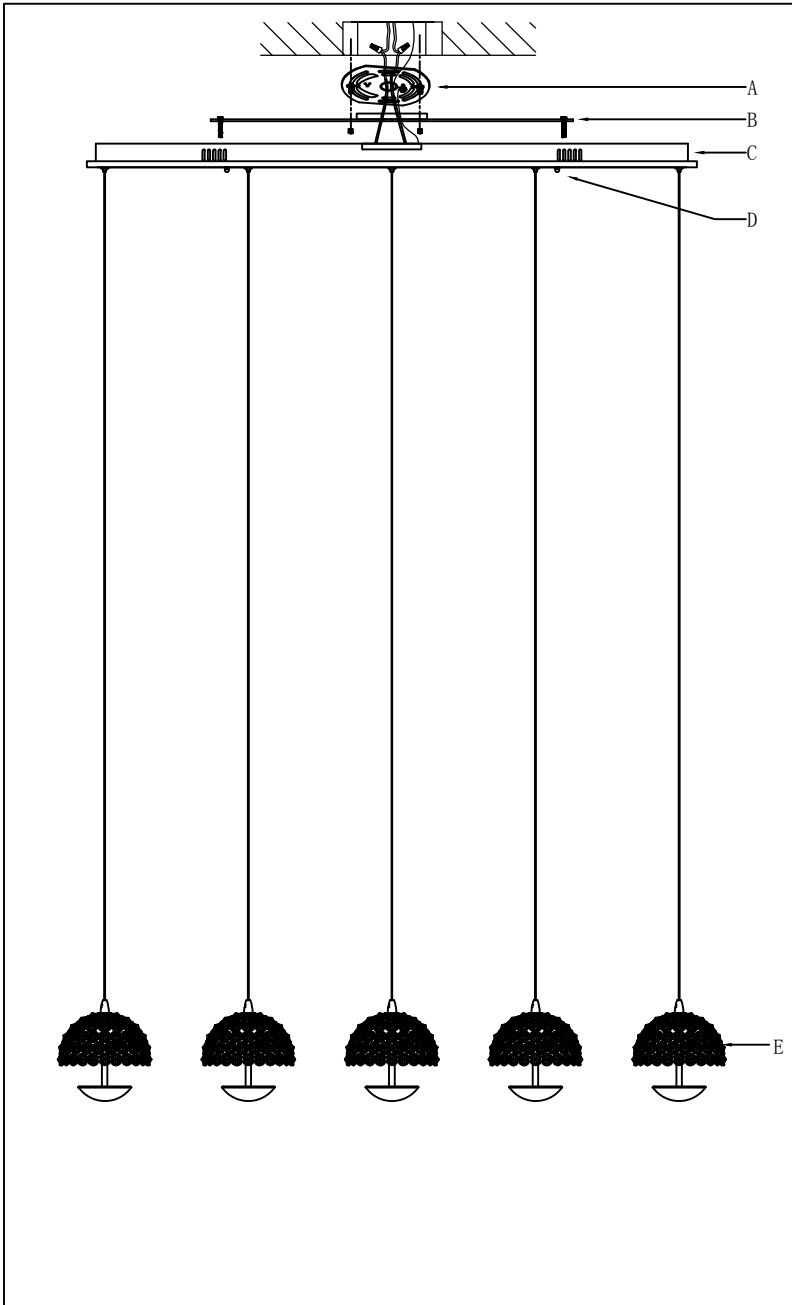
Due to inrush current wattage should not exceed 150 watts of product for a 600 watt dimmer.

**WARNING:** Wires need to be connected to driver found in canopy and should not connect directly to power source or a short might occur.

**IMPORTANT:** Turn off the power at the main fuse or circuit breaker box before starting installation

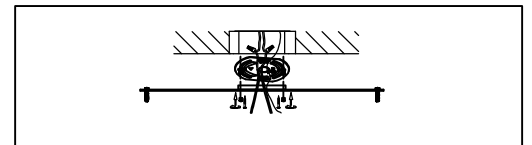


Locate all hardware & components before discarding packaging



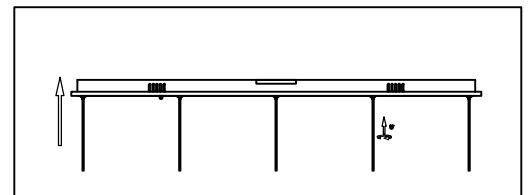
1.)

**Step.1:** Remove mounting bracket (A) from fixture and install to electrical box.



2.)

**Step.2:** Wire fixture to wires in outlet box. Copper wire is for Ground.



**Step.3:** Adjust wire length to desired mounting height, and tighten strain relief screws to secure. Install fixture to bracket and tighten screws at the ends of the canopy to secure.

#### Cleaning & Care:

Clean with soft cloth and a mild detergent.  
Do not use abrasive cleaner.