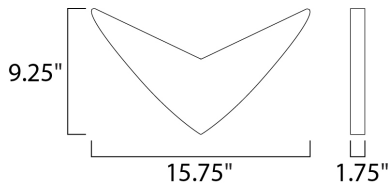




PRODUCT DESCRIPTION





MEASUREMENTS

DIMENSION : 15.75" W x 9.25" H x 1.75" Ext
 MAX OAH : 1.75" OAH 4.06" W x 0.48" H
 HANGING WEIGHT : 2.93 lb

LAMPING

INPUT VOLTAGE : 120V
 LUMENS : 1,470 Rated (1,432 Del.)
 BULB : 1 x 21W LED PCB Integrated , 21W Total
 BULB INCLUDED : (Integrated)
 DIMMABLE : Triac CL
 CRI : 90+ CRI
 COLOR_TEMP : 3000K

FINISHES OPTION

-  Bronze
-  Satin Aluminum
-  White

MATERIAL

Aluminum, Acrylic

RATINGS

cETLus
 Location
 For Outdoor
 ADA



ADDITIONAL

INSTALL UP/DOWN: Any
 RATED LIFE 50000 Hours
 OPERATING TEMPERATURE:
 -20°C (-4°F), 40°C (104°F)

PHOTOMETRIC: Report Found Online

Always consult a qualified electrician before installing any lighting product.



WESTERN DISTRIBUTION CENTER (HEADQUARTER)
 253 NORTH VINELAND AVE | CITY OF INDUSTRY, CA 91746

EASTERN DISTRIBUTION CENTER
 4200 SHIRLEY DR. | ATLANTA, GA 30336

P. 626.956.4200 | F. 626.956.4225 | et2online.com