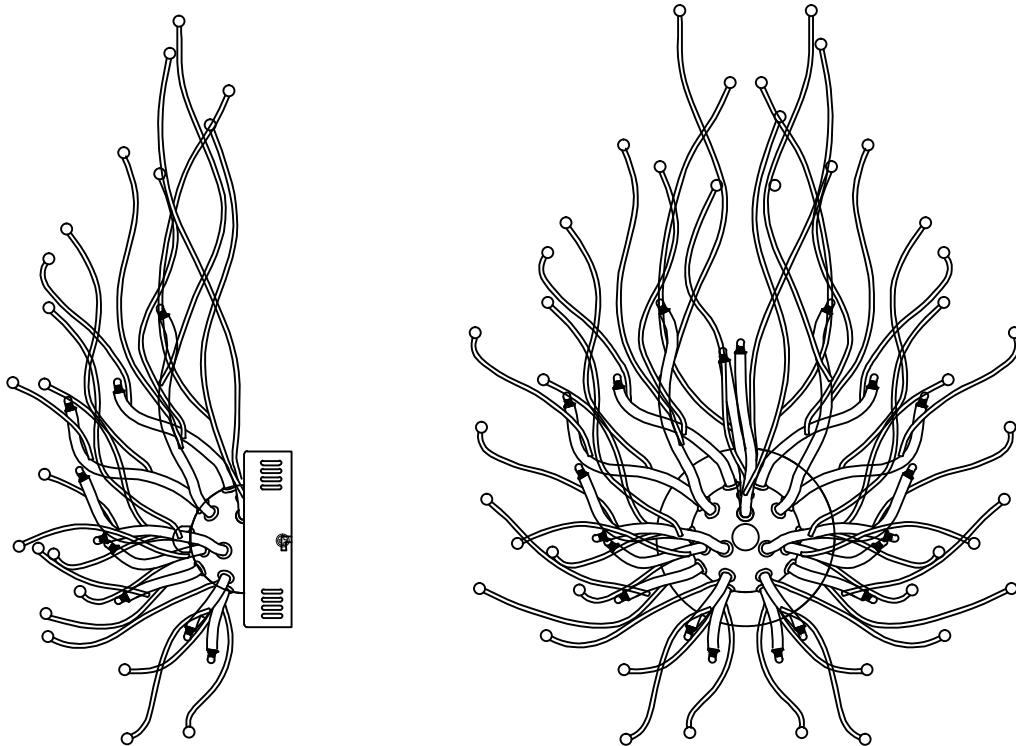




# Contemporary Lighting

PRODUCT NAME: Orion  
ITEM NUMBER : E24672-PC

Please consult your electrician for hanging fixture and wiring.



This fixture is designed to dim with dimmer.  
Dimming levels will vary by dimmer.  
Below is a List of Recommended Dimmers:

- Lutron DVELV-330P
- Leviton IPL06-10Z
- LegrandTru-Universal ADTP703TUW4
- Lutron MAELV-600M
- Lutron SAELV-153P


Due to inrush current, wattage should not exceed 150 Watts of product for a 600 Watt dimmer.

13x1.5W G4 LED 3000K

**IMPORTANT:** Turn OFF the power at the main fuse or circuit breaker box before starting installation



(A)  
Mounting Bracket

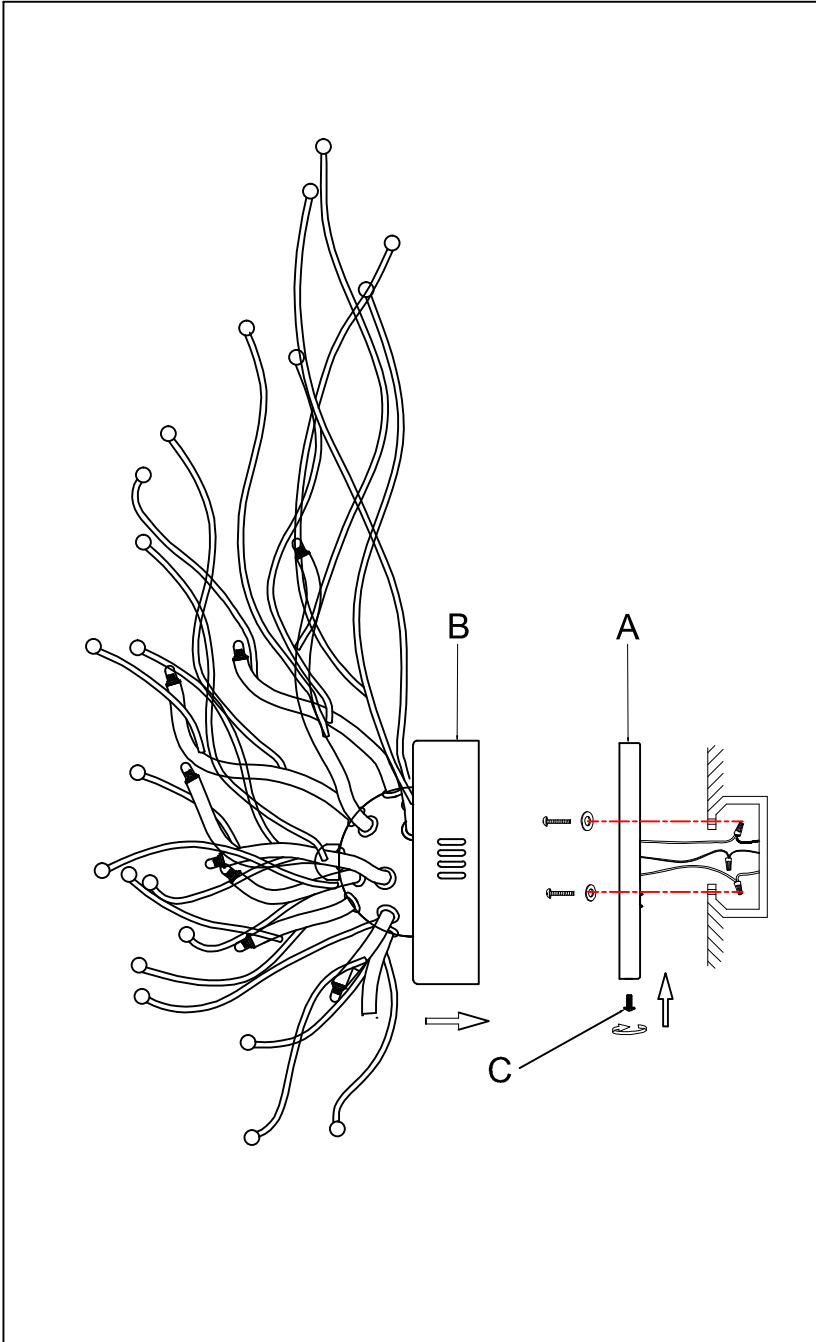


(B)  
Canopy

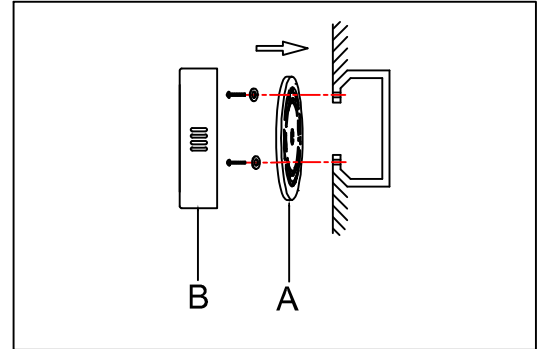


(C)  
Back Plate Screws

Locate all hardware & components before discarding packaging

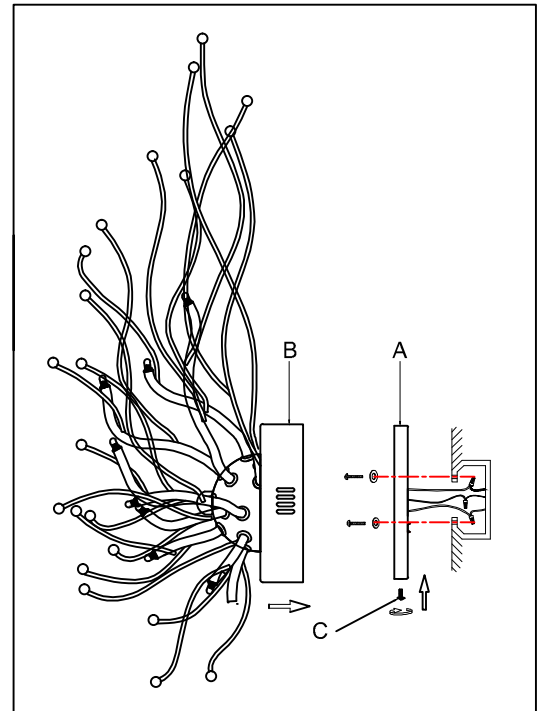


1.)



Step.1: Remove mounting bracket (A) from fixture (B) and install to electrical box.

2.)



Step.2: Wire fixture to wires in outlet box. Copper wire is for Ground. Attach fixture (B) to mounting bracket (A) using screws (C) to secure.

**Cleaning & Care:**

Clean with soft cloth and a mild detergent.  
Do not use abrasive cleaner.