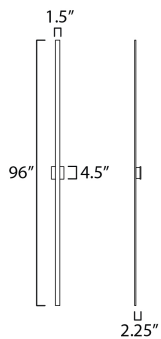




PRODUCT DESCRIPTION







MEASUREMENTS

DIMENSION : 4.5" W x 96" H x 2.25" Ext
 BACK PLATE : 4.5" W x 0.25" H x 48" HCO
 HANGING WEIGHT : 7.04 lb

LAMPING

INPUT VOLTAGE : 120V
 LUMENS : 4,200 Rated
 BULB : 2 x 30W LED PCB Integrated , 60W Total
 BULB INCLUDED : (Integrated)
 DIMMABLE : Electronic Low Voltage (ELV)
 CRI : 90+ CRI
 COLOR_TEMP : 3000K
 LIGHTING_DIRECTION : Indirect

FINISHES OPTION

-  Black
-  Bronze
-  Satin Aluminum
-  White

MATERIAL

Aluminum

RATINGS

cETLus
 Wet Location
 For Outdoor
 ADA



ADDITIONAL

INSTALL UP/DOWN: Any
 OPERATING TEMPERATURE:
 -20°C (-4°F), 40°C (104°F)

Always consult a qualified electrician before installing any lighting product.



WESTERN DISTRIBUTION CENTER (HEADQUARTER)
 253 NORTH VINELAND AVE | CITY OF INDUSTRY, CA 91746
EASTERN DISTRIBUTION CENTER
 4200 SHIRLEY DR. | ATLANTA, GA 30336
 P. 626.956.4200 | F. 626.956.4225 | et2online.com